



European Schools

Office of the Secretary-General

Ref. : 2013-08-D-9-en-3

Report on European Baccalaureate 2013

BOARD OF GOVERNORS

Meeting on the 3rd, 4th and 5th December 2013 – OSGES Brussels

Introduction	4
1. Organisation	4
1.1. Quality control	4
1.2. Inspectors responsible for the various subjects	5
1.3. Structure of the examinations	6
1.4. Organisation of additional written examinations	6
1.5. Number of students entered for the 2013 Bacculaureate session	7
1.6. Candidates with special needs	7
1.7. Administrative and contentious appeals	8
2. Analysis of the Bacculaureate 2013 results	9
2.1. Participation in the examinations by school and by language section	9
2.2. Pass rates	11
2.3. Final averages	12
2.4. Preliminary and final marks	16
2.5. Breakdown of the final results of the last five years	17
2.6. Most popular choices in written and oral examinations	18
2.7. Students Without Language Section (SWALS)	18
2.8. Analysis of results in various subjects	19
3. Costs	22
3.1. Overall costs	22
3.2. Costs related to subjects' elaboration	24
3.3. Costs of meetings held for the analysis of proposals for questions of oral examinations of the Bacculaureate	29
3.4. Cost per written and oral examination	29
3.5. Cost of the Bacculaureate for Schools of Type II in Parma, Helsinki and Manosque	31

Annexes :

Annexe I – Overall results of the European Bacculaureate 2013

Annexe II – Results of the European Bacculaureate 2013 by subject

ABBREVIATIONS:

European Schools:

AL - European School of Alicante
 BE - European School of Bergen
 Br I - European School of Bruxelles I
 Br II - European School of Bruxelles II
 Br III - European School of Bruxelles III
 CU - European School of Culham
 FR - European School of Francfort
 HE - European Schooling Helsinki *
 KA - European School of Karlsruhe
 LU I - European School of Luxembourg I
 LU II - European School of Luxembourg II
 MA - École internationale de Manosque *
 MO - European School of Mol
 MU - European School of Munich
 PA - Scuola per l'Europa di Parma *
 VA - European School of Varese

* Accredited Schools

Languages and Language sections:

BG - Bulgarian	ES - Spanish	IT - Italian	PT - Portuguese
CS - Czech	ET - Estonian	LT - Lithuanian	RO - Romanian
DA - Danish	FI - Finnish	LV - Latvian	SK - Slovak
DE - German	FR - French	MT - Maltese	SL - Slovenian
EL - Greek	GA - Irish	NL - Dutch	SV - Swedish
EN - English	HU - Hungarian	PL - Polish	

Countries and nationalities:

AT - Austria	ES - Spain	IE - Ireland	NL - The Netherlands	SE - Sweden
BE - Belgium	ET - Estonia	IT - Italy	PL - Poland	UK - United Kingdom
BG - Bulgaria	FI - Finland	LT - Lithuania	PT - Portugal	
CZ - Czech Republic	FR - France	LU - Luxembourg	RO - Romania	
DK - Denmark	GR - Greece	LV - Latvia	SK - Slovakia	
DE - Germany	HU - Hungary	MT - Malta	SI - Slovenia	

Subjects:

ar4 - Art (4 hours)	ge4 - Geography (4 hours)	l2a - Language II Advanced	maa - Math Advanced
bi2 - Biology (2 hours)	hi2 - History (2 hours)	l3 - Language III	mu4 - Music (4 hours)
bi4 - Biology (4 hours)	hi4 - History (4 hours)	l4 - Language IV	onl - Other National Language
chi - Chemistry	l1 - Language I	lat - Latin	ph2 - Philosophy (2 hours)
eco - Economics	l1a - Language I Advanced	ma3 - Math (3 hours)	ph4 - Philosophy (4 hours)
ge2 - Geography (2 hours)	l2 - Language II	ma5 - Math (5 hours)	phy - Physics

Introduction

European Bacculaureate 2013 was chaired by Mr Bernard Devlamminck (BE). A total of 1573 candidates from 13 European Schools and three accredited schools were entered for the 54th session of the European Bacculaureate. 9 pupils abandoned the examinations without obtaining the Final Bacculaureate Mark.

European Bacculaureate 2013 – participants

Number of candidates taking the Bacculaureate	1564
Passed	1530
Failed	34
Pass rate	97,8 %
Fail rate	2,2 %

The averages achieved at the European Bacculaureate 2013 are shown in the table below:

European Bacculaureate 2013 – average rates

Overall average for the Final Mark	77,4 %
Overall average for the Preliminary Mark	78,4 %
Overall average for written examinations	74,2 %
Overall average for oral examinations	80,2 %

In order to meet students' choices of examinations for the Bacculaureate 2013, 141 experts set 180 main examination papers and 121 reserve papers, and produced 158 translations. Each examination paper was accompanied by model answers, assessment criteria, marking scheme and marking grid. That made up a total of 500 « Copies ready to press » that were delivered by the secondary inspectors.

An external expert of Dutch language was brought in by Quality Assurance Working Group to control the quality of LI-IV examination papers.

The present report will provide a general overview of the results of the European Bacculaureate 2013. The complete records can be found in the annexes.

1. Organisation

1.1. Quality control

The examinations were organised in 16 schools. Quality control of the 2013 European Bacculaureate was ensured through the presence of 25 Vice-Chairmen who observed the organisation of the written and oral examinations, for a maximum of four days per examinations center.

1.2. Inspectors responsible for the various subjects

SUBJECT	LANGUAGE	INSPECTEUR RESPONSIBLE FOR THE SUBJECT
ART		Mrs K. NILSSON (SE)
BIOLOGY		Mr M. RIES (LU)
CHEMISTRY		Mr M. RIES (LU)
ECONOMICS		Mrs Z.I. SOFRONIEVA (BG)
ANC. GREEK.		Mrs M. KALOGRIDOU (GR)
GEOGRAPHY		Mrs U. SOOMLAIS (ET)
HISTORY		Mrs H. COELHO (PT)
LI	BG	Mrs Z. I. SOFRONIEVA (BG)
	CS	Mrs D. MUSILOVÁ (CZ)
	DA	Mr L. DAMKJAER (DK)
	DE	Mr S. WALZ (DE) & Mrs K. M. ECKERSTORFER (AT)
	EL	Mrs M. KALOGRIDOU (GR)
	EN	Mrs M. HADLEY (UK)
	ES	Mrs E. GONZÁLES MEDINA (ES)
	ET	Mrs U. SOOMLAIS (ET)
	FI	Mrs T. HUISMAN (FI)
	FR	Mr D. WILLÉ (FR)
	HU	Mrs Z. NYÍRŐ (HU)
	IT	Mr F. RICCIARDELLI (IT)
	LT	Mrs V. VALIUŠKEVIČIENĖ (LT)
	LV	Mr N. VENŽEGA (LV)
	MT	Mr G. MIFSUD (MT)
	NL	Mrs I. WIJGH (NL)
	PL	Mr K. LESZCZYNSKI (PL)
	PT	Mrs H. COELHO (PT)
	RO	Mrs A. PETRACHE (RO)
	SK	Mrs J. HANDZELOVÁ (SK)
	SL	Mrs M. POZNANOVIČ-JEZERSEK (SI)
	SV	Mrs K. NILSSON (SE)
LII, LIII, LIV, ONL	DE	Mrs K. M. ECKERSTORFER (AT) & Mr S. WALZ (DE)
	EL	Mrs M. KALOGRIDOU (GR)
	EN	Mrs M. HADLEY (UK) & Mrs J. SUTTON (IE)
	ES	Mrs E. GONZÁLES MEDINA (ES)
	FR	Mr D. WILLÉ (FR)
	GA	Mrs J. SUTTON (IE)
	IT	Mr F. RICCIARDELLI (IT)
	MT	Mr G. MIFSUD (MT)
	NL	Mrs I. WIJGH (NL)
	PT	Mrs H. COELHO (PT)
	SV	Mrs K. NILSSON (SE)
LATIN		Mr D. WILLÉ (FR)
MATHEMATICS		Mr P. BRZAKALA (BE)
MUSIC		Mrs I. WIJGH (NL)
PHILOSOPHY		Mr F. RICCIARDELLI (IT)
PHYSICS		Mr P. BRZAKALA (BE)

1.3. Structure of the examinations

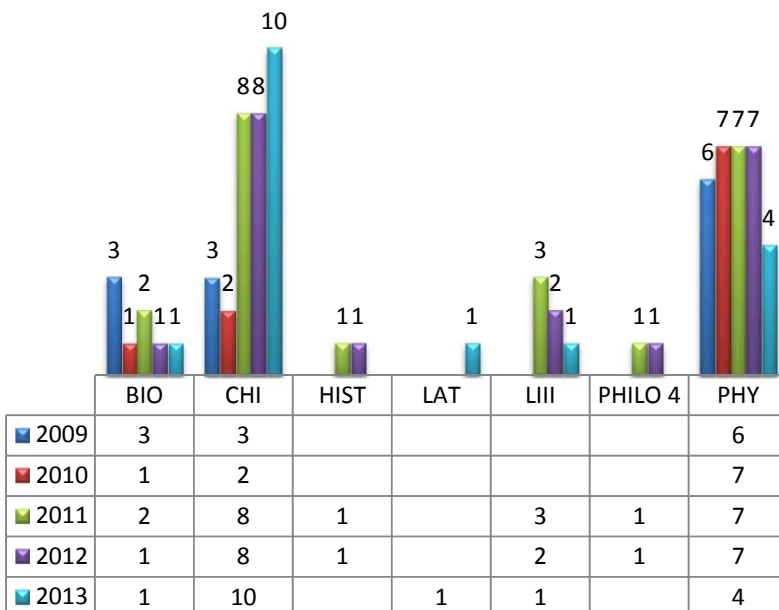
Each candidate registered for five written tests and four oral tests. The examinations for 2013 were structured for the last time before the Baccalaureate reform as follows:

5 written examinations	LI – basic <u>or</u> advanced course
	LII – basic <u>or</u> advanced course
	Mathematics–3 periods or 5 periods course
	Two 4 period options
4 oral examinations	LI – basic <u>or</u> advanced course
	LII – basic <u>or</u> advanced course
	2 subjects chosen by the student among the 2-period compulsory subjects and the 4-period options or
	Advanced Mathematics (compulsory for students who took this course).

1.4. Organisation of additional written papers

Article 13 of the Arrangements for Implementing the regulations for the European Baccalaureate stipulates that, in particular cases, last year students at the European Schools may enroll for a supplementary examination of the Baccalaureate for an optional subject, whether they took the class concerning the subject in question at the school or not.

Additional Written Paper



Admittance to this additional Baccalaureate examination may be authorised only if documentation is provided to show that an examination in this subject is part of the conditions for admission to the higher education course on which the student wishes to embark.

In 2013, 17 students registered for an additional written paper. The majority of these examinations were scientific in nature.

1.5. Number of candidates entered for the 2013 Baccalaureate session

The number of candidates who took the 2013 Baccalaureate examination, by school and by language section, is shown in the following table:

Lang. Sect.	AL	BE	BR I	BR II	BR III	CU	FR	HE	KA	LUI	LUII	MA	MO	MU	PA	VA	Total
da			15								21						36
de	5		25	27	22	13	21		29	27	16		8	67		16	276
el					38						18						56
en	22	19	35	37	39	23	27	1	34	36	20	8	14	25	8	26	374
es	20		32		28					25							105
fi				23				5		12							40
fr	14	6	85	55	57	8	12	2	9	29	26		14	16	5	11	349
hu			9														9
it			28	28			8				12			10	19	23	128
nl		17		14	25					19			18	5		5	103
pl			13							2							15
pt				21						19							40
sv				20						13							33
Total	61	42	242	225	209	44	68	8	72	182	113	8	54	123	32	81	1564

1.6. Candidates with special needs

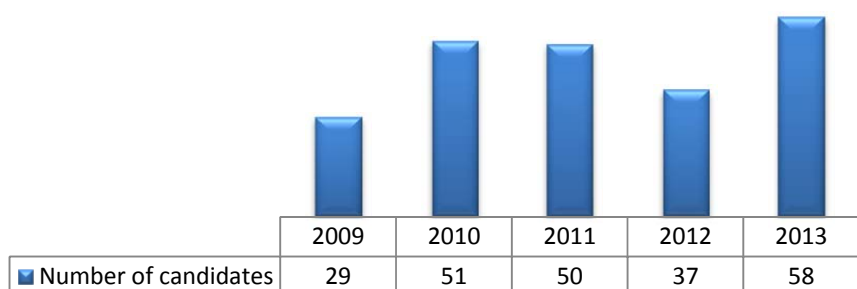
Pursuant to Article 1, paragraph 1.3.2. of the Arrangements for implementing the Regulations for the European Baccalaureate, candidates with special educational needs may submit a request via the Director of the school.

Schools, acting as examination centres, made appropriate arrangements, consisting mainly of granting extra examination time to 49 students with special needs. Several requests arrived at the last minute due to special health conditions suffered by pupils in question.

The number of such requests over the past five years appears in the table on the right.

The special arrangements granted are generally the following: 10 minutes' extra time per examination hour, 10 minutes' extra time for preparation of the oral examinations, use of a computer without a spellchecker, presence of a reader and presence of a scribe.

Candidates with special needs

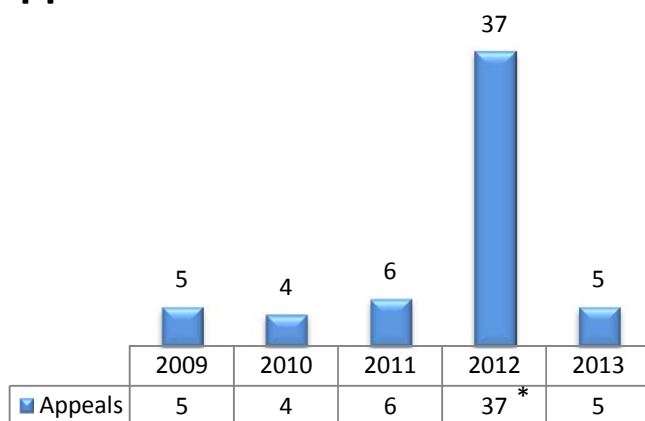


1.7. Administrative and contentious appeals

In accordance with Article 12 of the Arrangements for implementing the Regulations for the European Baccalaureate, an administrative appeal may be lodged with the Chairman of the Baccalaureate Examining Board.

The appeal may only concern a procedural irregularity.

Appeals



Under Article 12.2 of the same Arrangements for the Regulation “*There is a procedural irregularity when the provisions taken by the BoG and the BoI as to the EB are not observed*”. In the absence of irregularity, the administrative appeals shall be rejected.

The table on the left shows the number of appeals lodged over the past five years.

- **Administrative appeals**

Of the 1564 candidates who took part in the examination session 2013, 5 lodged an

administrative appeal (by themselves or by a legal representative).

Among the students involved, only 1 had not passed the Baccalaureate.

- The first appeal was lodged in April 2013, against the written exams’ calendar and more specifically against Article 6 (§ 6.2.2.4) which states that candidates can be required to sit two 3-hour examinations per day;

- 1 appeal was lodged against the procedure for choice of the question during 2 oral exams;

- 1 appeal was lodged against the A mark;

- 2 appeals sought upgrading of the mark in one subject, and consequently of the final mark in the Baccalaureate.

Of the 5 appeals lodged in 2013, none was based on procedural irregularity and so all of them have been rejected by the Chairman of the Baccalaureate.

- **Contentious appeals**

Explicit or implicit administrative decisions taken on the appeals referred to in Article 12 may be the subject of a contentious appeal by a student ‘s legal representatives, or by the student himself or herself, directly concerned by the disputed decision, before the Complaints Board.

So far, no contentious appeal was lodged before the Complaints Board.

* At the end of European Baccalaureate 2012 a collective appeal was launched against the results in written Chemistry examination. Some of the persons who had signed the collective appeal made also an individual appeal. The total number of appeals thus includes all these appeals as well as the non-Chemistry related ones.

2. Analysis of the 2013 Bacallaureate results

2.1. Participation in the examinations by school and by language section

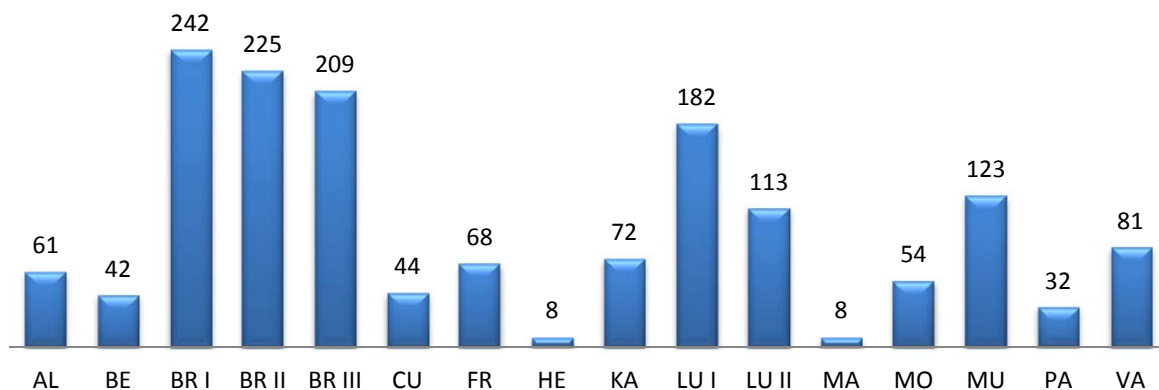
Of the 1573 students that entered the Bacallaureate at the start of the 2012-2013 school year, 1564 actually took the examinations, nine students having given up their studies in mid-year or during the Bacallaureate session after having passed several exams.

Twenty-two candidates were partially absent for illness during the written and/or oral examinations and had to take substitute examinations in June 2013.

One candidate was offered to take part in an extraordinary session in September 2013 due to the personal circumstances.

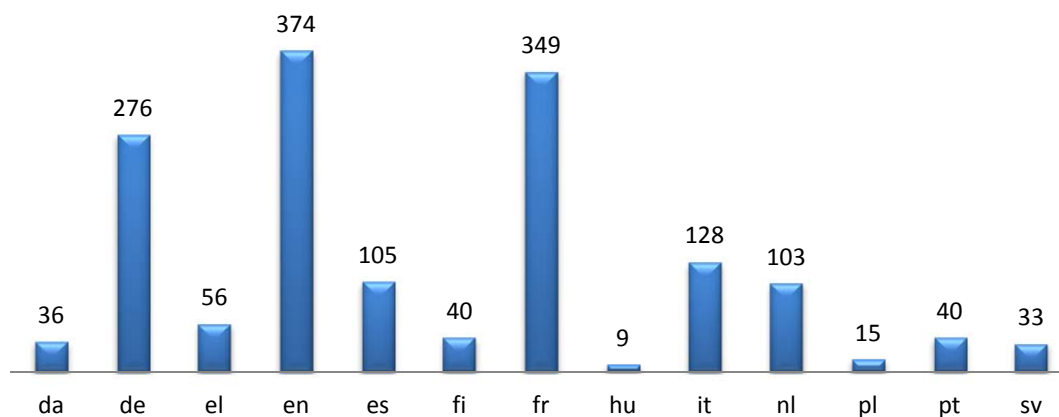
The largest number of candidates at the Bacallaureate came from the European School of Brussels I (242).

Number of candidates per school

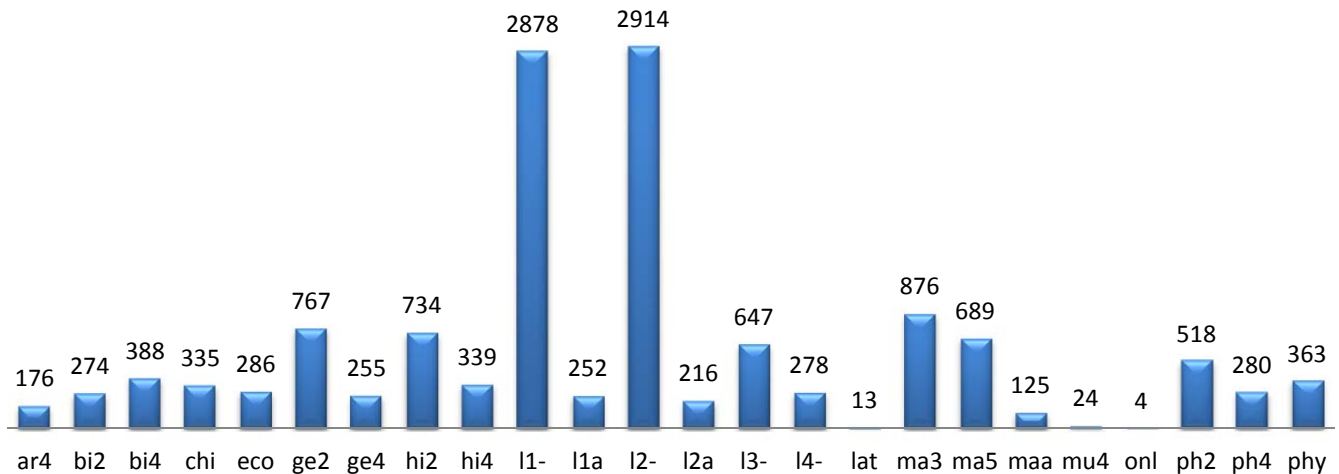


The largest group was made up of candidates from the English language section, with 374 students, followed by candidates from the French section (349) and the German section (276).

Number of candidates per language section



Number of candidates per examination (written and oral)

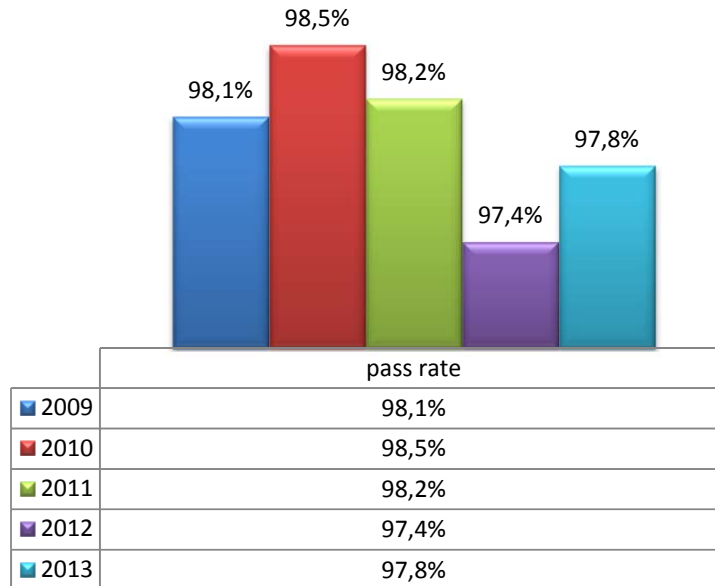


2.2. Pass rate

A comparison over five years of pass rates shows that the situation is relatively stable.

	2009	2010	2011	2012	2013
AL	100,0%	100,0%	100,0%	97,0%	96,7%
BE	97,9%	97,9%	89,4%	92,7%	95,2%
Br I	97,1%	99,0%	99,1%	98,8%	97,9%
Br II	97,8%	99,6%	98,1%	94,9%	94,2%
Br III	95,9%	99,5%	96,9%	97,8%	99,0%
CU	100,0%	98,3%	96,3%	100,0%	100,0%
FR	100,0%	100,0%	100,0%	100,0%	100,0%
HE					100,0%
KA	100,0%	95,9%	97,5%	97,4%	98,6%
LU I	98,2%	97,3%	99,2%	97,8%	97,8%
LU II					99,1%
MA					100,0%
MO	96,6%	100,0%	95,4%	95,1%	96,3%
MU	99,1%	96,7%	100,0%	98,1%	100,0%
PA	100,0%	100,0%	100,0%	90,9%	100,0%
VA	98,9%	99,0%	100,0%	100,0%	97,5%
TOTAL	98,1%	98,5%	98,2%	97,4%	97,8%

Pass rates 2009-2013



The following table shows the pass rate in the different language sections. This year, the pass rates by language section ranged between 92,50% and 100 %. Due to small numbers of bachelors in some sections the results are not always statistically comparable.

Pass rate by section

	Candidates	Passed	Pass rate
DA	36	36	100,00%
DE	276	274	99,28%
EL	56	56	100,00%
EN	374	369	98,66%
ES	105	101	96,19%
FI	40	40	100,00%
FR	349	333	95,42%
HU	9	9	100,00%
IT	128	127	99,22%
NL	103	101	98,06%
PL	15	14	93,33%
PT	40	37	92,50%
SV	33	33	100,00%
Total	1564	1530	97,83%

The following table shows the pass rate in different schools.

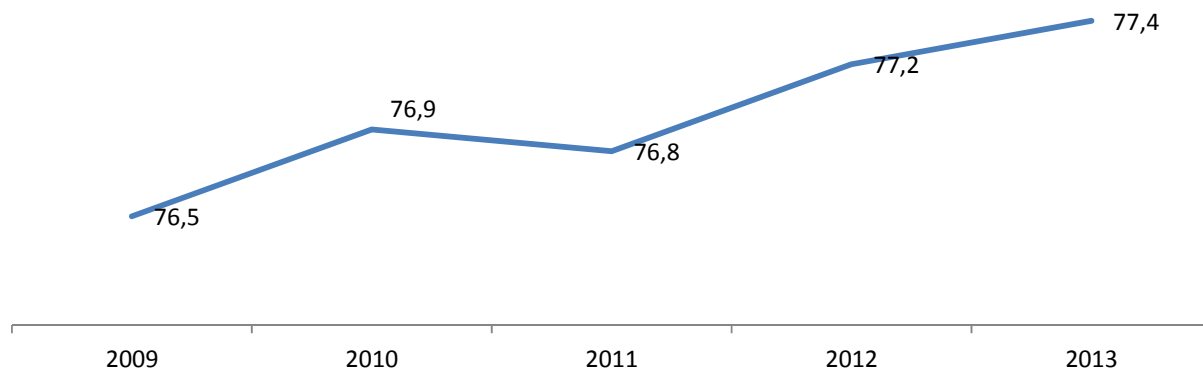
Pass rate by school

	Candidates	Passed	Pass rate
AL	61	59	96,7%
BE	42	40	95,2%
Br I	242	237	97,9%
Br II	225	212	94,2%
Br III	209	207	99,0%
CU	44	44	100,0%
FR	68	68	100,0%
HE	8	8	100,0%
KA	72	71	98,6%
LUI	182	178	97,8%
LU II	113	112	99,1%
MA	8	8	100,0%
MO	54	52	96,3%
MU	123	123	100,0%
PA	32	32	100,0%
VA	81	79	97,5%
TOTAL	1564	1530	97,8%

2.3. Final averages

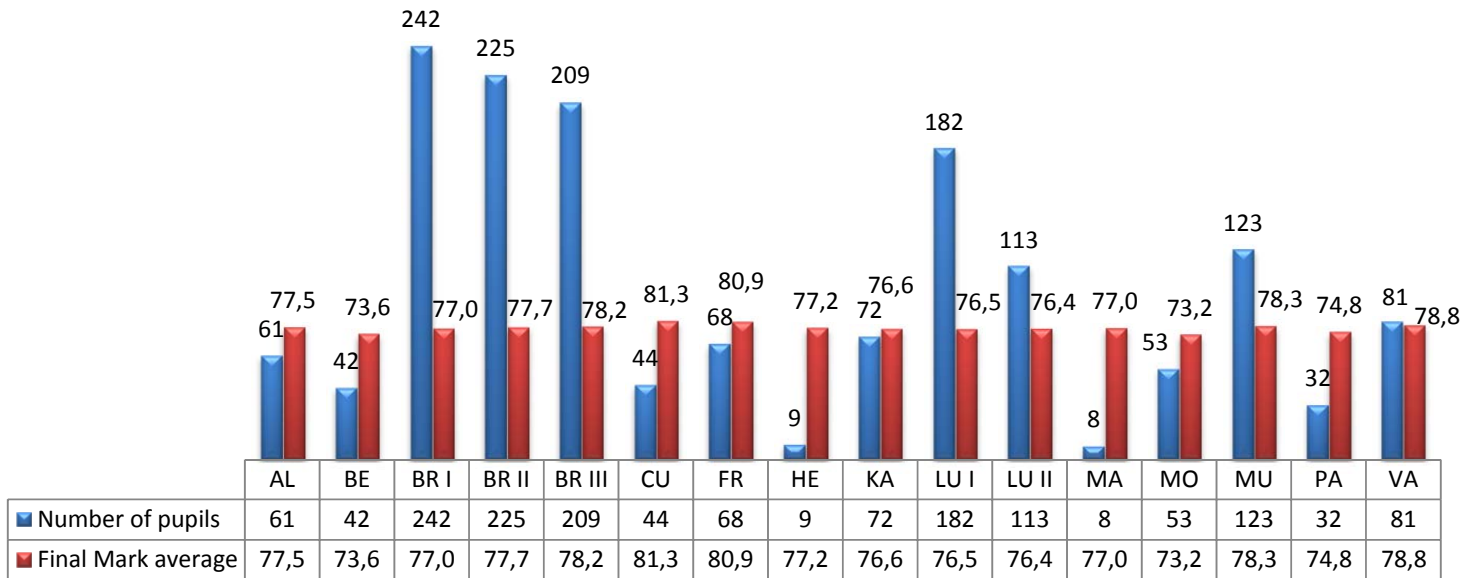
For all the candidates who participated in the 2013 session of the Baccalaureate, the average Final Marks amounted to 77,4. A comparison of the Final Marks shows a slight rise throughout the past five years.

Overall average of past five years



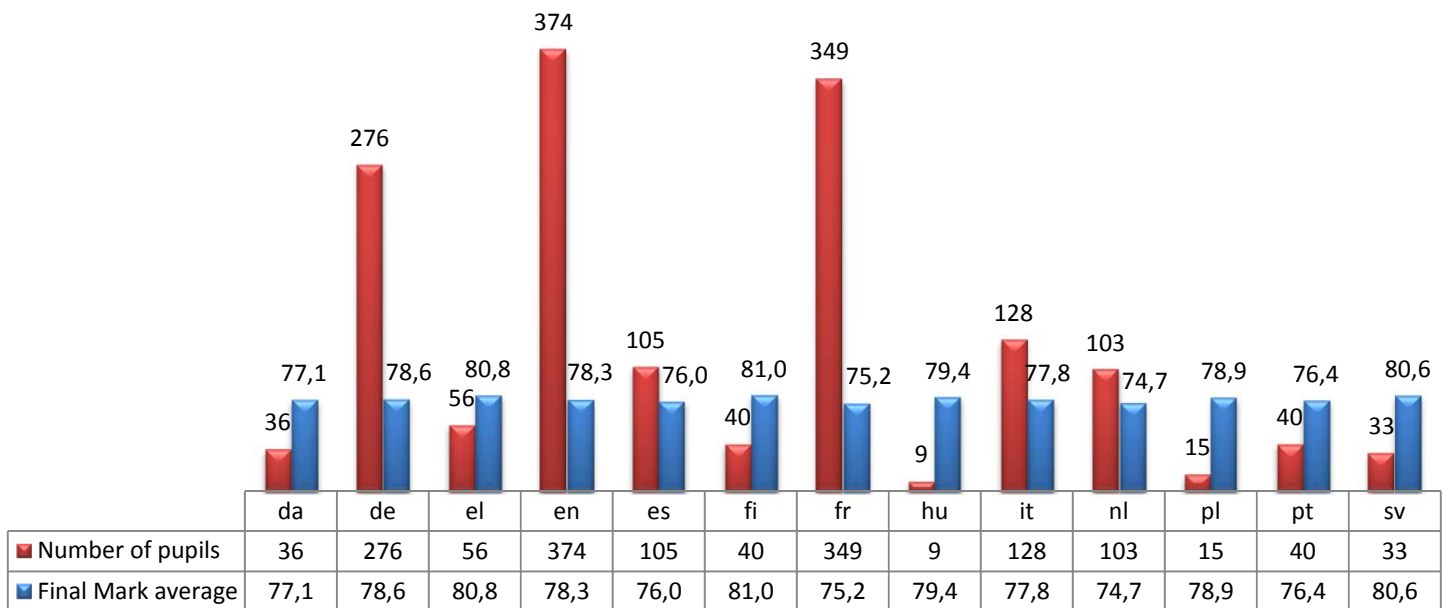
This year the average Final Marks ranged between 73,2 and 81,3 from school to school.

Final Mark average per school

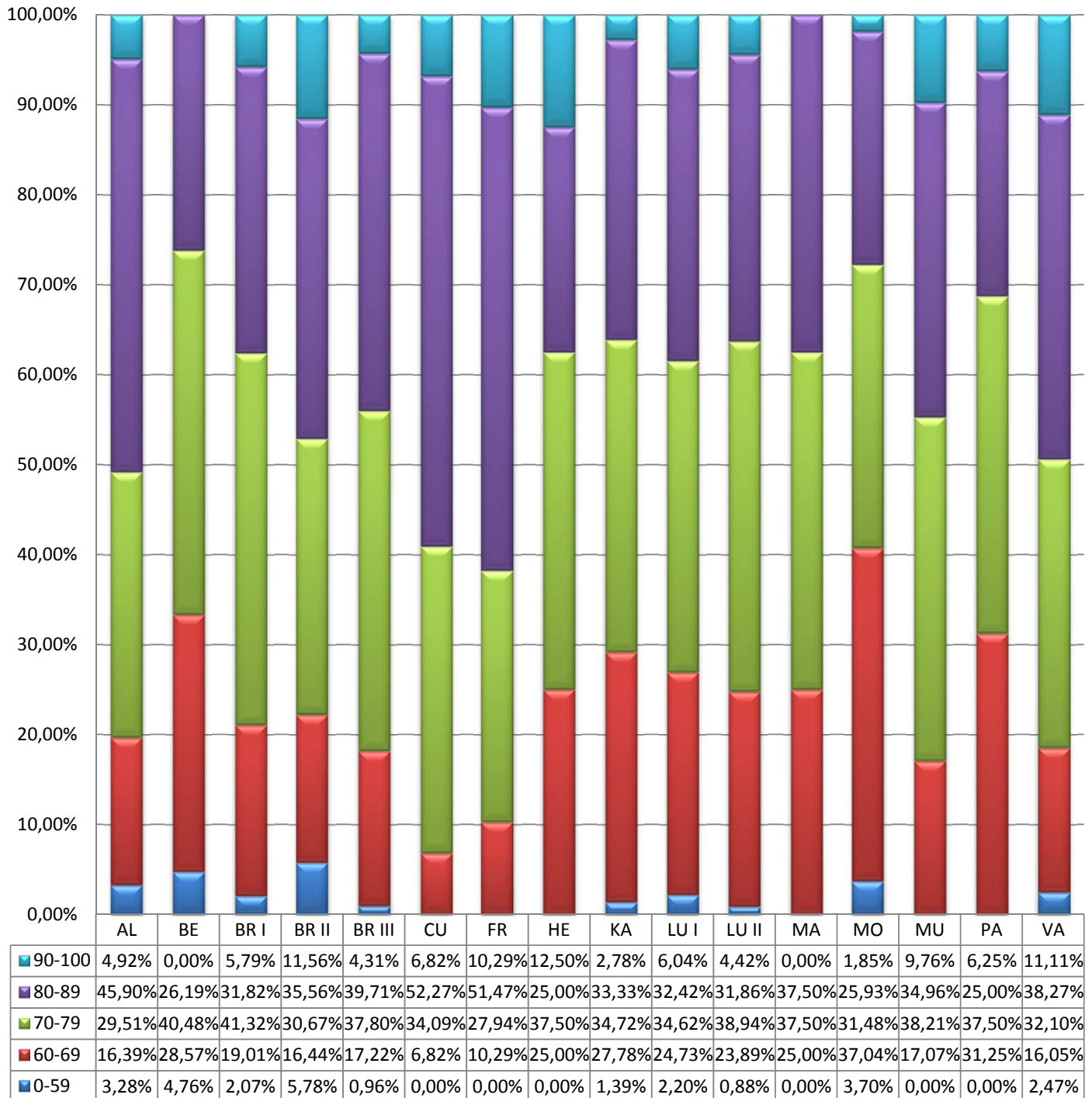


The average Final Mark ranged between 74,7 and 81,0 depending on the language section, even if at certain sections the number of candidates could make the average less significant.

Final Mark average per language section

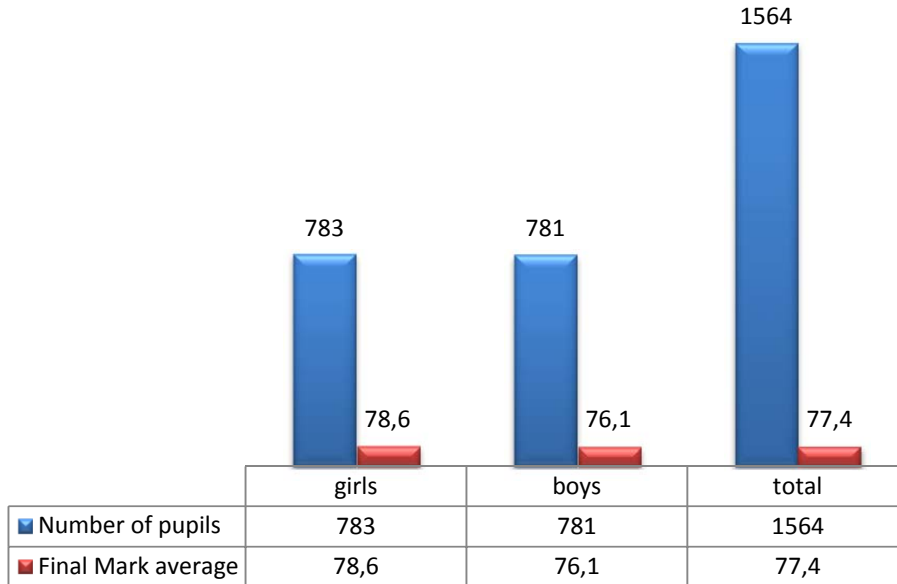


The following table shows the distribution of the Final Mark in the different European Schools :



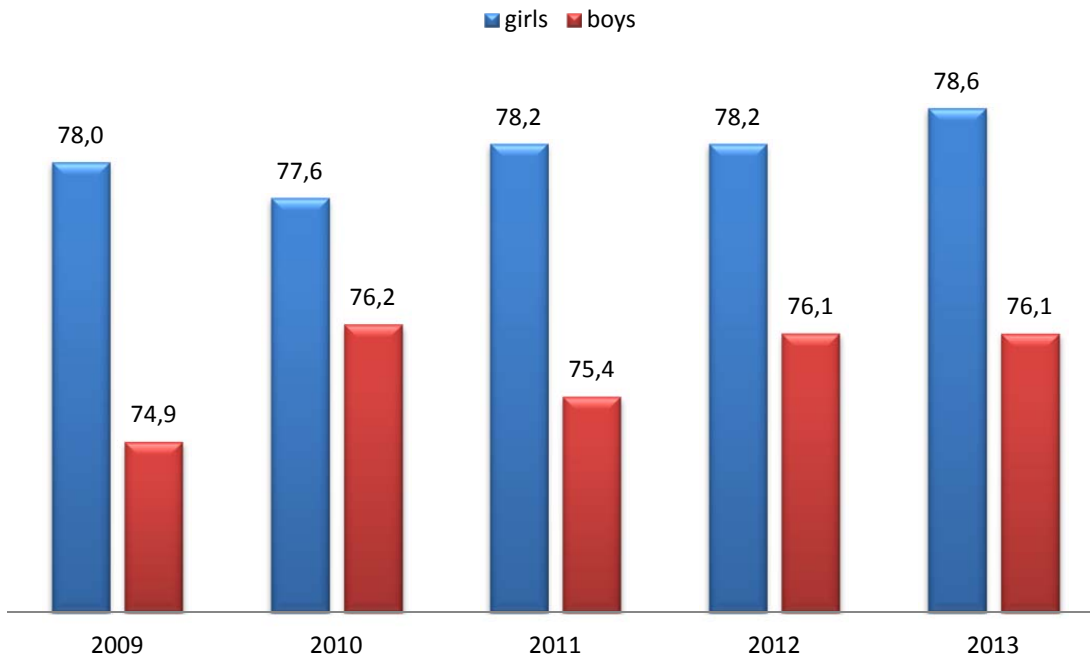
As usual we witness here a significant difference between the two genders.

Final Mark average per gender



Here is a comparison of the difference between the two genders throughout the latest 5 years.

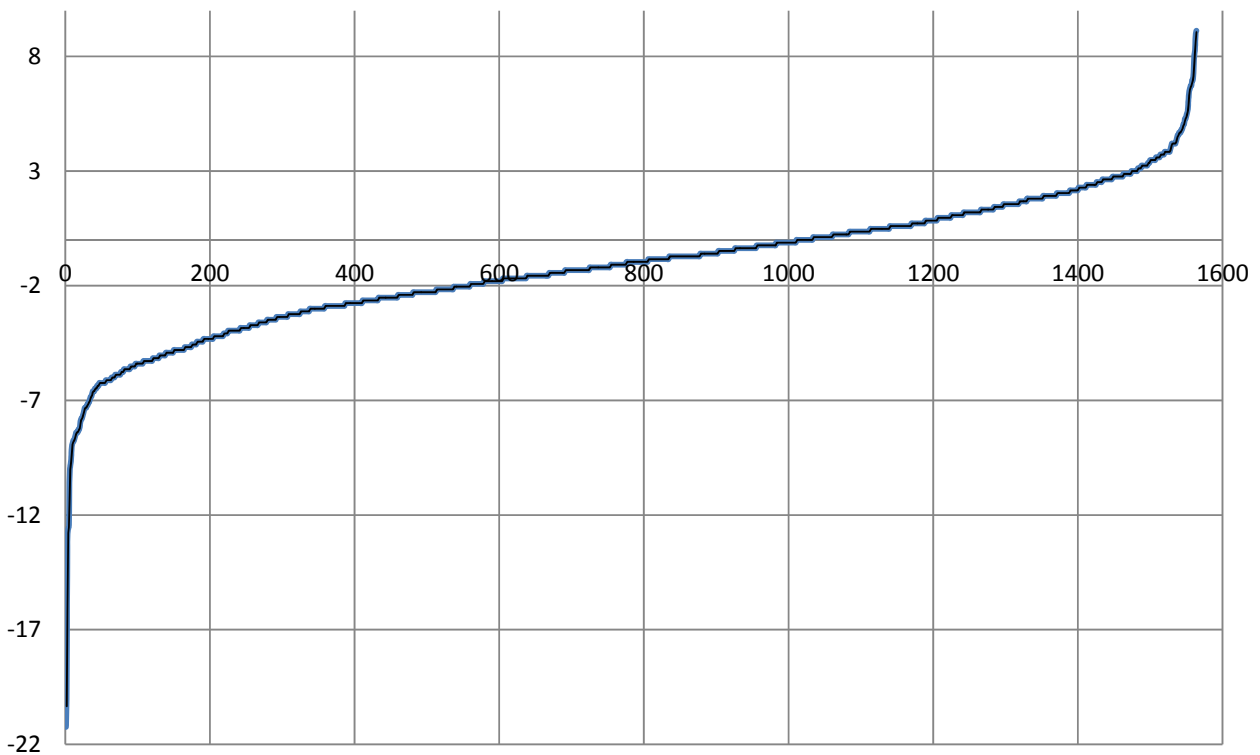
Final Mark average per gender, 2009-2013



2.4. The Preliminary and Final Marks

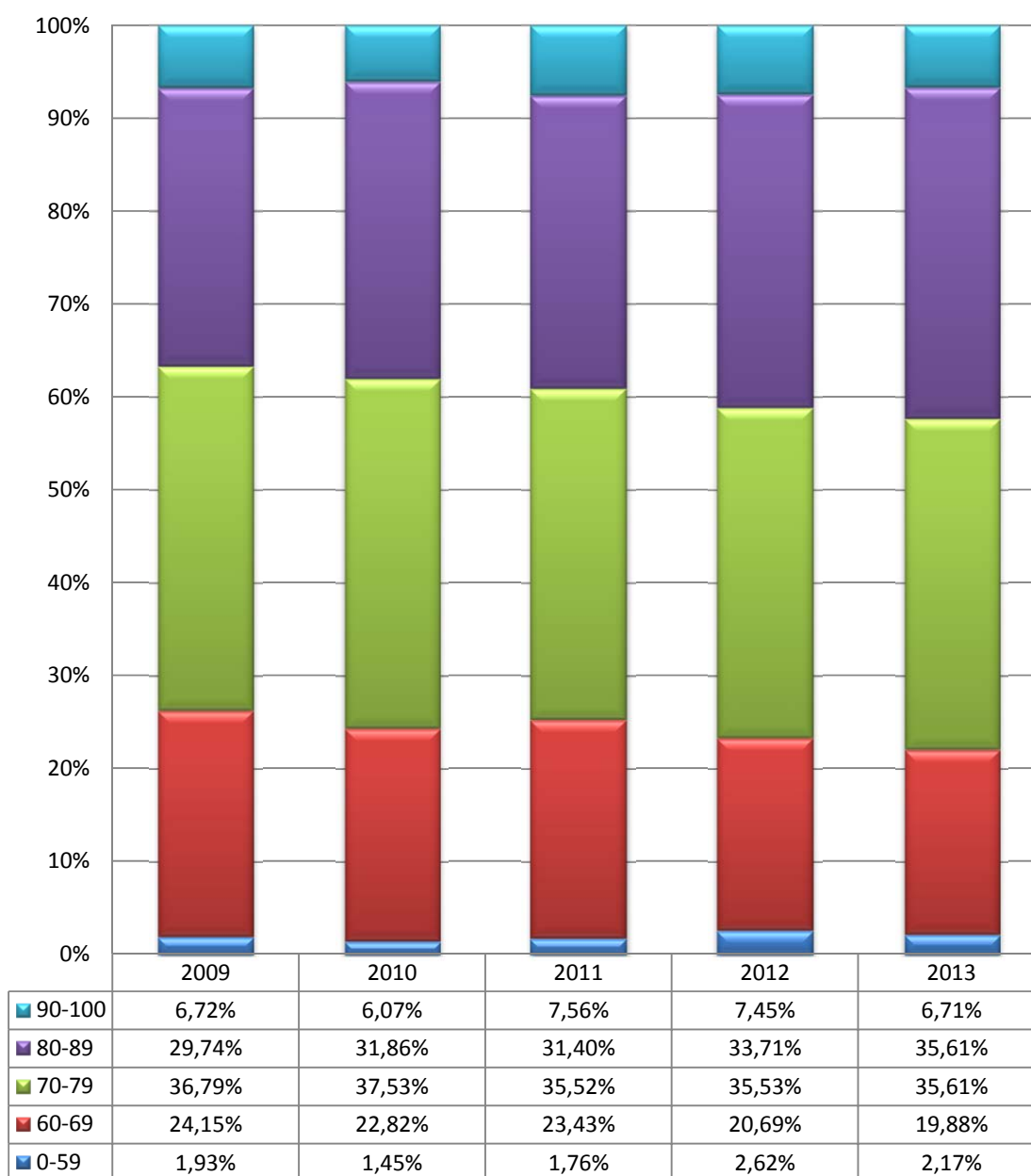
The graph below shows differences between the Final Mark and the Preliminary Mark for all students who passed the Baccalaureate. A negative difference means that the Preliminary Mark is higher than the Final Mark, and vice-versa.

Difference between Final and Preliminary Marks



2.5. Breakdown of final results throughout past five years

The overview of the results of the past 5 years shows a progressive trend, even though moderate, for the improvement of the overall results.



2.6. Most popular examination choices at written and oral examinations

The five most chosen options for the written examinations this year were: Language III (English LIII being the most popular choice, followed by the French and next the option Spanish), Biology, Physics, Chemistry and History.

Options of written examinations	Number of candidates BAC 2012	Percentage of candidates BAC 2012	Number of candidates BAC 2013	Percentage of candidates BAC 2013
LIII	494	33 %	546	35%
BIOLOGY	360	24 %	391	25%
PHYSICS	400	27 %	390	25%
CHEMISTRY	372	25 %	343	22%
ECONOMICS	247	17%	288	18%

The five most widely chosen options for the oral examinations were : Geography 2 p., History 2 p., Philosophy 2 p., Biology 2 p. and Language III.

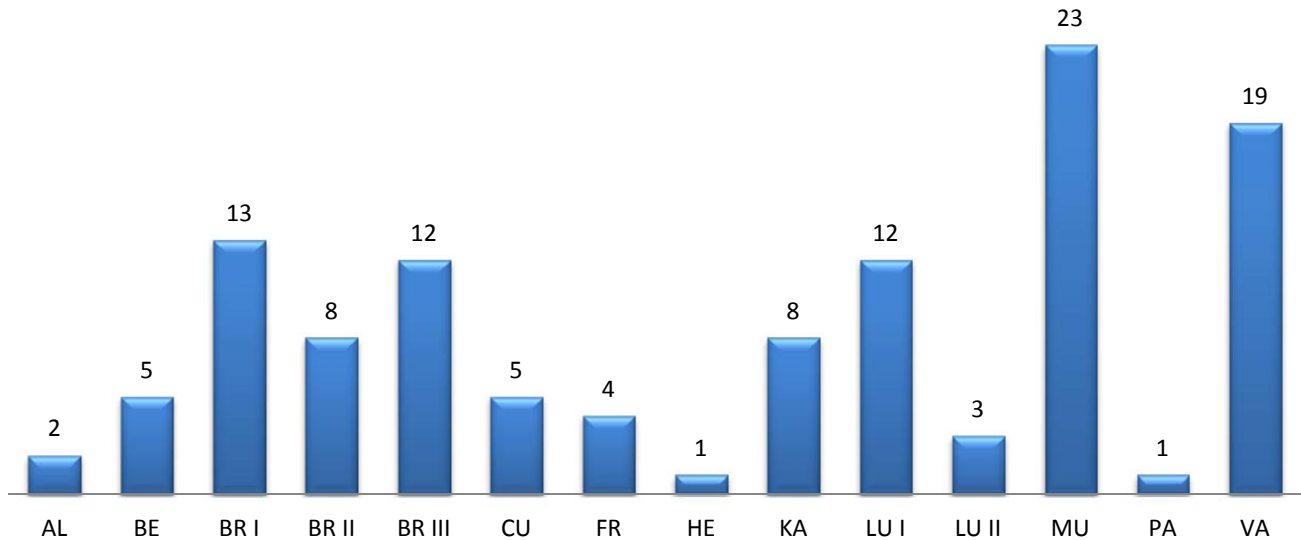
Options of oral examinations	Number of candidates BAC 2012	Percentage of candidates BAC 2012	Number of candidates BAC 2013	Percentage of candidates BAC 2013
GEOGRAPHY 2P.	662	44 %	846	54%
HISTORY 2P.	770	52 %	787	50%
PHILOSOPHY 2P.	531	36 %	556	36%
BIOLOGY 2P.	254	17 %	282	18%
LIII	165	11 %	151	10%

2.7. Students Without A Language Section (SWALS)

This year, 116 Students Without a Language Section were entered for the Baccalaureate session.

The average Final Mark achieved by SWALS students this year amounted to 78,6. One of these candidates failed (i.e. a fail rate of 0,9 %).

Number of Students Without Language Section (SWALS)



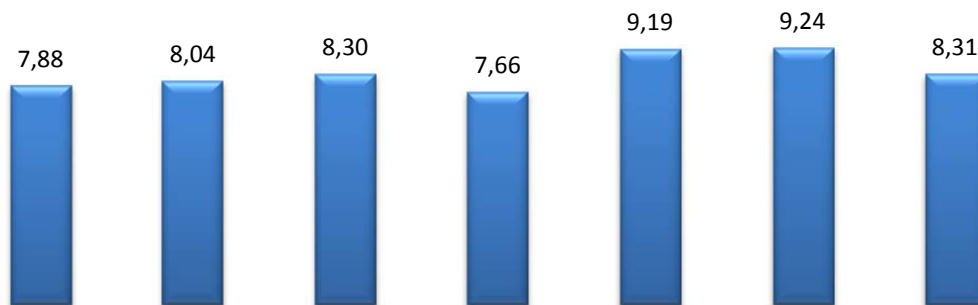
2.8. Analysis of the results in different subjects

In the European Schooling system, some subjects such as Geography, History and Economics are taught in a second language. It seems to us there are no important systematic differences between the results of the subjects taught in the second languages.

	DE	EN	FR	SWALS	All
GE2	7,63	7,84	7,81	7,90	7,80
GE4	7,63	7,73	7,88	7,70	7,75
HI2	7,58	7,70	7,91	7,87	7,75
HI4	8,03	7,77	7,90	7,71	7,82
ECO	7,83	7,55	7,62	7,49	7,60

The average Final Mark for Language II was 7,9. By virtue of the relevant regulations, students may change Language II in the 6th year. In this way, this year students could choose Spanish, Dutch or Irish as their Language II. It is a fact that their results are substantially above the overall average, even if the number of pupils is probably too limited to arrive to conclusions that are statistically sound.

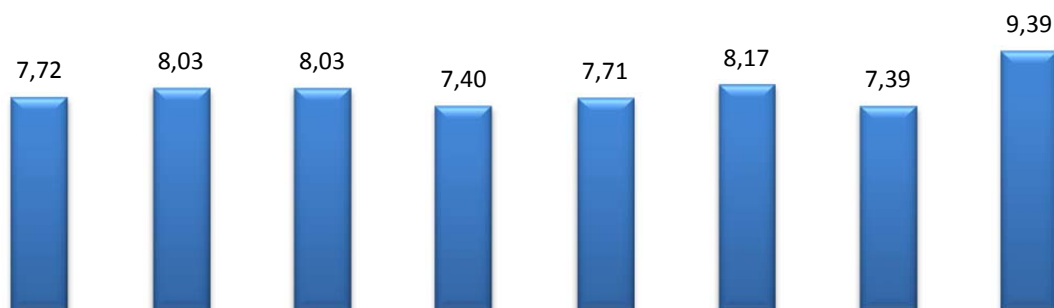
Final Mark average by LII course



	DE	EN	ES	FR	GA	IT	NL	Total
average Final Mark	7,88	8,00	8,30	7,68	9,19	9,24	8,31	7,91
Number of pupils	218	831	15	380	2	4	7	1457

Language III remains one of the most catered for examinations, as well in written as in oral form. This result shows the importance of languages learning in such a complex system as the European Schools and justifies the support and the application of these values.

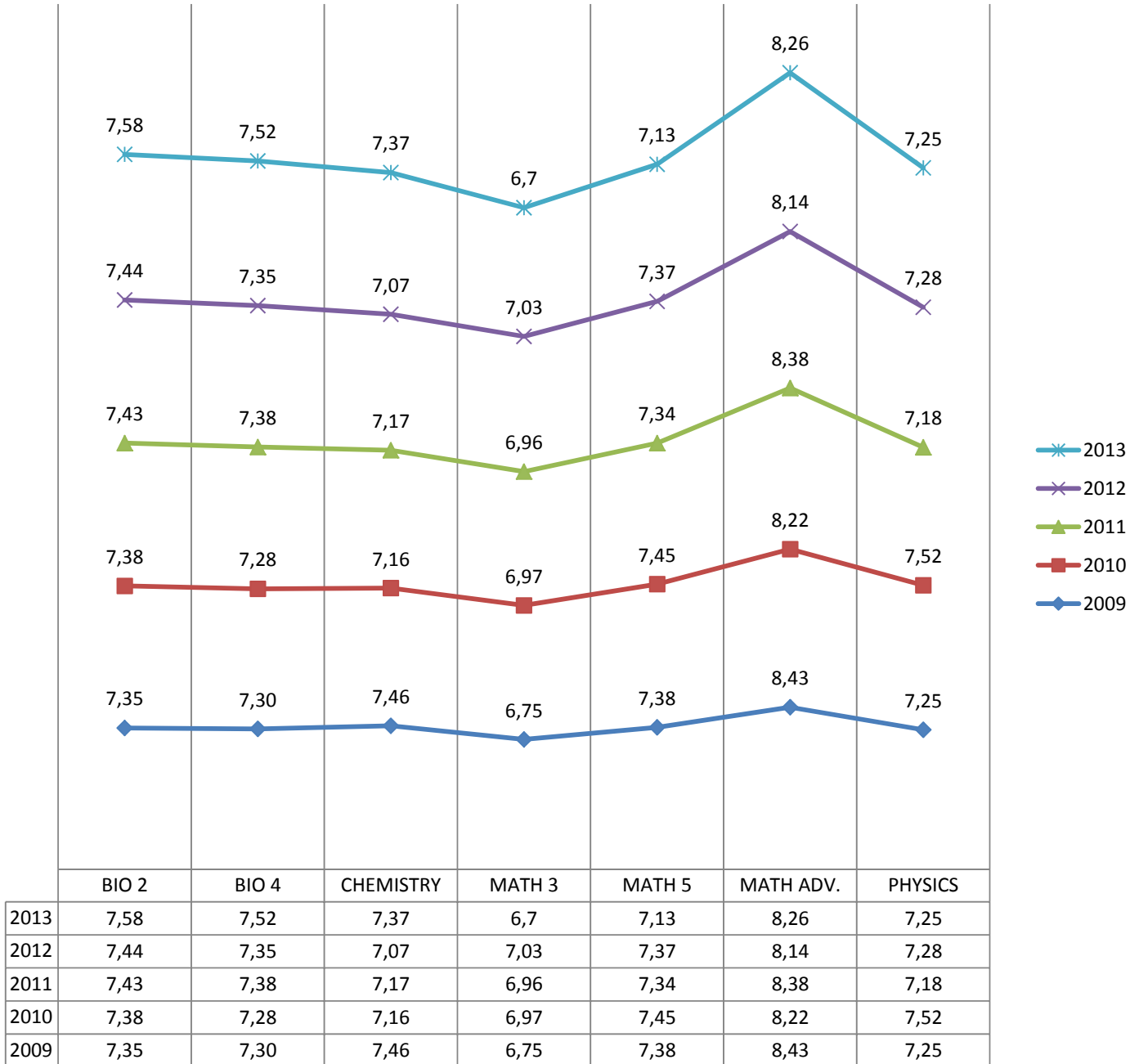
Final Mark Average by LIII course



	DE	EN	ES	FI	FR	IT	NL	SV	Total
average Final Mark	7,72	8,03	8,03	7,40	7,71	8,17	7,39	9,39	7,87
Number of pupils	99	286	139	2	221	34	55	1	837

The evolution of the average **Final Mark for the Science Classes** (total of C, W and O marks) as set out in the graph shows substantial stability as to the results in these subjects.

Final Mark Average for Science Classes



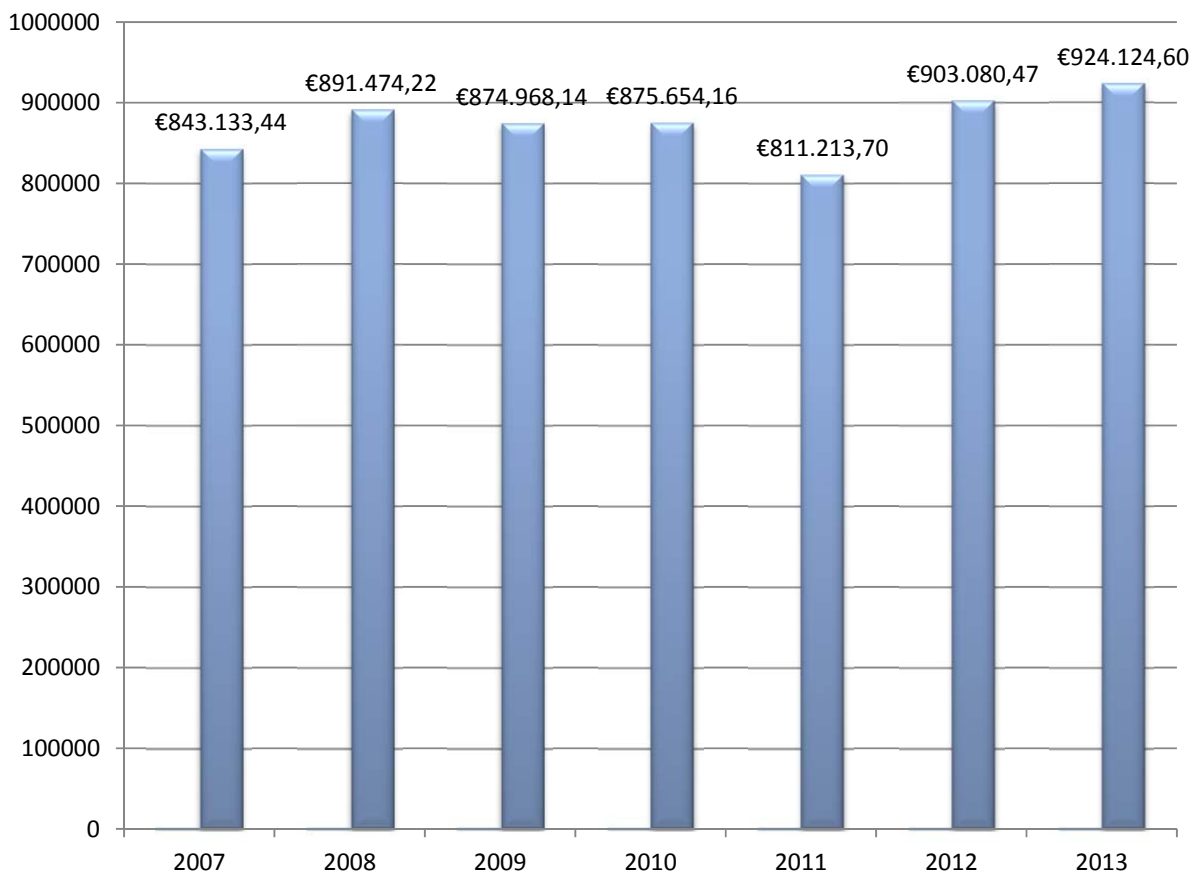
3. Costs

3.1 Overall costs

The total cost of the 2013 session of the European Bacallaureate amounts to **€924,124.60**, which represents an average cost of **€ 590.87** per candidate (reminder: **1 564** candidates completed the 2013 session of the Bacallaureate).

The graph below shows the total cost of each session of the Bacallaureate between 2007 and 2013.

European Bacallaureate Costs per session



The table below breaks down the comparison of overall costs of the organisation of the sessions 2007 to 2013 of the European Bacallaureate

Cost break-down	2007	2008	2009	2010	2011	2012	2013
Reproduction of papers	€ 3,946.64	€ 10,008.66	€ 4,590.60	€ 3,834.89	€ 3,882.34	€ 2,585.52	€4,357.34
Translation of subjects	€ 23,000.00	€ 40,000.00	€ 32,000.00	€ 34,000.00	€ 29,069.50	€ 41,203.53	€36,138.82
Subjects elaboration	€ 220,000.00	€ 208,445.53	€ 197,043.50	€ 180,249.78	€ 185,555.21	€ 238,063.39	€243,694.94
Presentation of subjects to Chair	-	-	€ 13,264.90	-	-	-	-
Chairmanship (and cost of its escort)	€ 12,087.20	€ 16,874.36	€ 17,530.19	€ 10,225.62	€ 7,108.67	€ 13 486.52	€10,063,90
Presence of deputy chairs at the schools during written examinations	€ 50,000.00	€ 32,148.66	€ 29,697.45	€ 9,436.70	€ 9,011.01	€ 9,328.37	€11,180,52
External correctors	€ 230,000.00	€ 205,946.04	€ 214,835.59	€ 228,672.76	€ 229,349.59	€ 230,075.45	€241,335.38
Presence of deputy chairs at Brussels I during corrections	€ 18,000.00	€ 26,521.51	€ 22,876.18	€ 29,367.05	€ 23,673.48	€ 23,949.70	€28,196.56
Distance correction	-	-	€ 12,367.98	€ 8,348.52	€ 1,189.92	€ 4,105.23	€2,978.88
External oral Examiners	€ 250,000.00	€ 291,618.13	€ 289,613.98	€ 346,213.93	€ 302,548.85	€ 304,803.32	€310,968.86
Presence of deputy chairs at the schools during oral examinations	€ 32,000.00	€ 51,237.52	€ 45,909.51	€ 24,333.77	€ 23,760.40	€ 28,263.83	€28,584.02
Transport of papers	€ 3,500.00	€ 7,848.81	€ 9,731.27	€ 8,865.50	€ 8,032.67	€ 7,215.61	€6,625.38
Temporary accountant for the correction period at Brussels I	€ 600.00	€ 825.00	-	-	-	-	-
Total	€ 843,133.84	€ 891,474.22	€ 874,968.14	€ 875,654.16	€ 811,213.70	€ 903,080.47	€924,124.60
Number of Ebac candidates	1359	1360	1491	1512	1476	1489	1564
Cost per candidate	€ 620.41	€ 655.50	€ 586.83	€ 579.14	€ 549.60	€ 606.50	€590.87

We inform readers that the following posts did not present exhaustive costs: cost of distance corrections, cost of subjects' elaboration, cost of transport of papers.

For the second time, meetings have been organised to analyse the proposals for questions put forward by the schools in view of oral examinations of the Baccalaureate. This renewed enterprise, an initiative by the Inspectors, is to be viewed as an effort to constantly improve the quality of the European Baccalaureate.

Subject	Cost
CHEMISTRY	€ 374.19
DE L1	€ 3,648.01
DE L2 – L4	€ 3,460.24
EN L1	€ 743.70
EN L2-L4	€ 446.22
HISTORY	€ 1,210.49
General total	9,882.85 €

This year as well the costs for the chairmanship include the costs related to transfer of the Chair of the Examining Board and his escort during the school year (visits to the European Schools), and no longer only during the period of the examinations of the Baccalaureate.

Breakdown of chairmanship costs

Visits to schools during school year	€2,132.55
Cost for presence during written examinations	€ 4,786.26
Cost for presence during corrections of written examinations at Brussels I	€ 2,024.52
Cost for presence during oral examinations	€ 1,120.57
Total	€10,063.90

3.2. Costs related to subjects' elaboration

The total cost for the elaboration of **301** examination subjects required for this session of the Baccalaureate (180 main and 121 reserve papers) amounts to **€243,694.94**, an average examination costing **€809.62**.

In the graphic below this cost is broken down by phase.

The **preselection** phase of subjects deals with meetings where the Inspector, accompanied by his group of experts, analyses the proposals of subjects sent by the schools and makes a first choice of potential questions to be included into the final subjects (main subject and its reserve copy). For science subjects, only the Inspector and a restricted core of experts (vehicular languages) take part in that meeting.

The **selection phase** of subjects is dealt with at meetings where the Inspector, accompanied by his complete team of experts, develops the final subject, departing from proposals chosen in the preselection phase. The Inspector produces at this stage the « **copy ready to print** » for literary subjects, reserve subjects, solutions, correction criteria and mark grids.

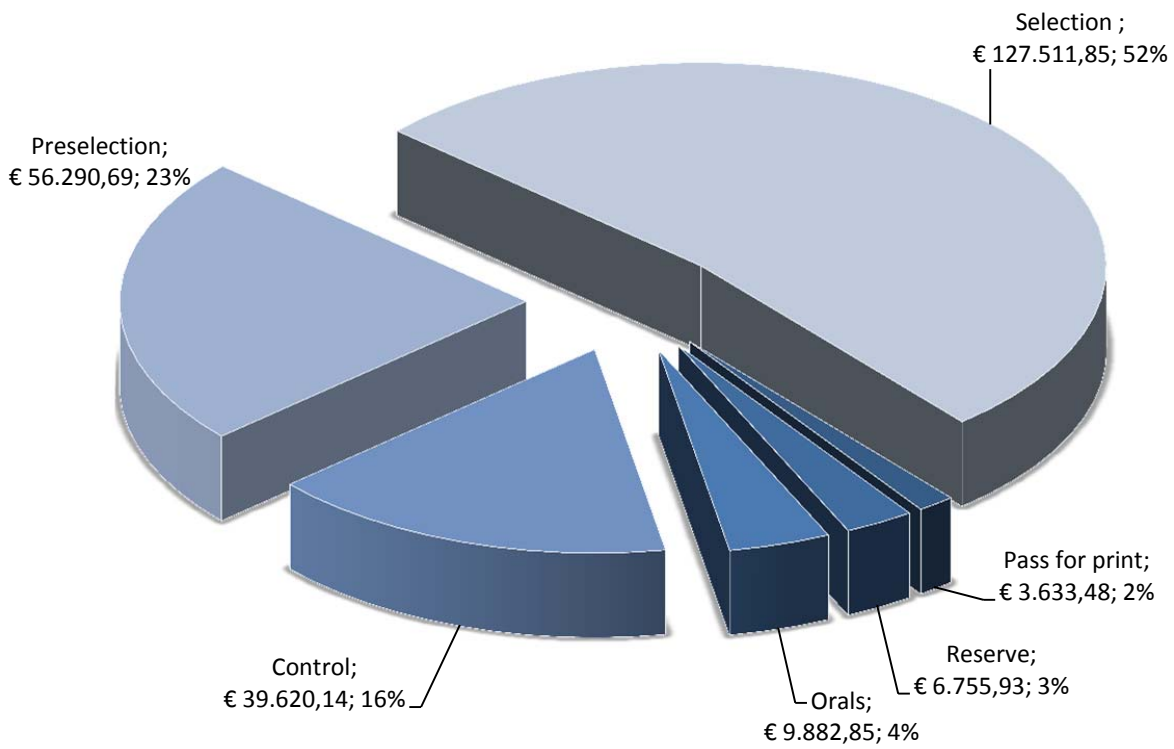
As to science subjects, the selection phase deals with the elaboration of the final subject in any of the vehicular languages. This subject will then serve as base for being translated into the other languages required, for the current session. Solutions, criteria for correction and mark grids are also prepared. The reserve **subjects** are dealt with at a separate meeting.

The **monitoring** phase of the subjects is dealt with at meetings where the Inspector, accompanied by his complete team of experts, monitors the final subject in detail. The last modifications judged relevant are then added and the subject is considered to be final. Each expert adapts his or her language version to these modifications.

The science subjects, translated into various languages, require an additional phase called « **Ready for printing** ». That meeting is directed by the Inspector, assisted in his or her task by the limited core of initial experts. It concerns a final checkup of all language versions of the subject which leads to the Inspector releasing the « copy ready for printing » for each version.

Costs related to the phase of the **orals** refer to meetings organised by certain inspectors, with their team of experts, intended to analyse the proposals for questions brought in by the schools in view of the oral examinations of the Baccalaureate. This cost is recorded for the first time in the final costs of the Baccalaureate, since it is a new measure in the framework of the process of organisation and quality control of the Baccalaureate examinations.

Costs related to subjects' development : breakdown per phase



Cost breakdown of subjects' elaboration of the Baccalaureate 2013

Subject	Cost for elaboration	Number of papers foreseen	Cost per paper
ART	€6,980.32	197	€35.43
BG LI	€397.48	4	€99.37
BIOLOGY	€22,959.72	392	€58.57
CHEMISTRY	€24,753.43	354	€69.92
CS LI	€998.49	8	€124.81
DE LI	€12,872.77	254	€50.68
DE LII – LIV	€14,149.29	303	€46.70
ECONOMICS	€6,901.29	290	€23.80
EL LI	€596.22	53	€11.25
EL LI Advanced	€596.22	13	€45.86
EN LI	€4,064.72	291	€13.97
EN LII – LIV	€2,719.40	1144	€2.38
ES LI-LIV	€2,718.06	347	€7.83
ET LI	€694.96	1	€694.96
FI LI	€923.14	41	€22.52
FI LIII	€2,182.36	2	€1,091.18
FR LI-LIV	€5,712.38	902	€6.33
GA LII & ONL	€707.08	3	€235.69
GEOGRAPHY	€7,649.73	171	€44.74
HISTORY	€6,627.84	288	€23.01

Subject	Cost for elaboration	Number of papers foreseen	Cost per paper
HU LI	€397.48	14	€28.39
IT LI	€7,480.68	134	€55.83
IT LII-LIV	€3,549.86	74	€47.97
LT LI	€521.22	10	€52.12
LATIN	€1,927.45	8	€240.93
LV LI	€1,117.44	11	€101.59
MT ONL	€1,487.40	2	€743.70
MATHS 3P	€25,099.58	883	€28.43
MATHS 5P	€25,099.58	689	€36.43
MUSICS	€5,444.30	19	€286.54
NL LI-LII	€2,066.92	119	€17.37
NL LIII-LIV	€2,247.64	49	€45.87
PHILOSOPHY	€15,503.07	243	€63.80
PHYSICS	€21,422.78	394	€54.37
PL LI-LIV	€1,402.96	20	€70.15
PT LI-LIV	€1,389.92	56	€24.82
RO LI	€347.48	10	€34.75
SK LI	€347.48	6	€57.91
SL LI	€521.22	1	€521.22
SV LI	€1,115.59	37	€30.15
	€243,694.94	7837	€31.10

3.3. Cost of meetings held for the analysis of proposals for questions for the oral examinations of the Bacculaureate

Subjects	Cost	Number of students enrolled for oral examination	Cost per student
CHEMISTRY	€374.19	27	€13.86
DE L1	€3,648.01	254	€14.36
DE L2 – L4	€3,460.24	244	€14.18
EN L1	€743.70	291	€2.56
EN L2-L4	€446.22	992	€0.45
HISTORY	€1,210.49	865	€1.40
General total	€9,882.85	2673	€3.70

3.4. Cost per written and oral examination

At the 2013 session of the Bacculaureate, **14 093** examinations were entered into the ledger, broken down as follows:

- **7 837** written examinations were corrected by **163** external correctors, of whom **32** at a distance (where there were only 12 or less than 12 copies to be corrected) for a total of **200** corrected copies at a distance (see table below). The total cost for correction of copies this year amounts to **€244,314.26**, i.e. an average cost of **€31.17** per copy.

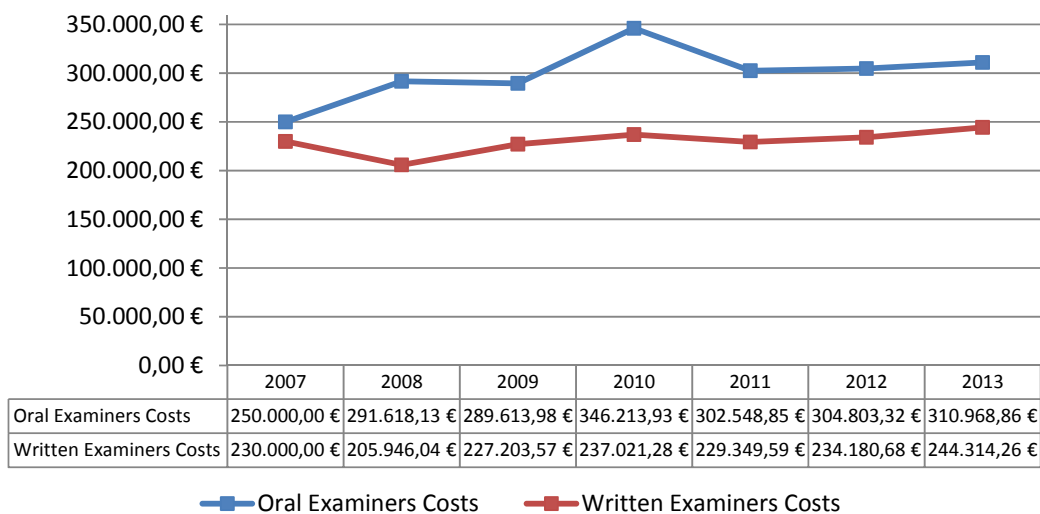
Table of distance corrections

Subject	Number of scripts corrected at a distance
LI + LIA	40
Philosophy	36
Mathematics	20
Biology	33
Economics	19
Chemistry	26
Latin	5
Physics	7
LIII	2
LIV	8
ONL MT	1
Music	7
TOTAL	200

- **164** external examiners handled **6256** oral examinations in **21** subjects, for a total cost of **€310,968.86 €** i.e. an average of **€49.71** per oral examination.

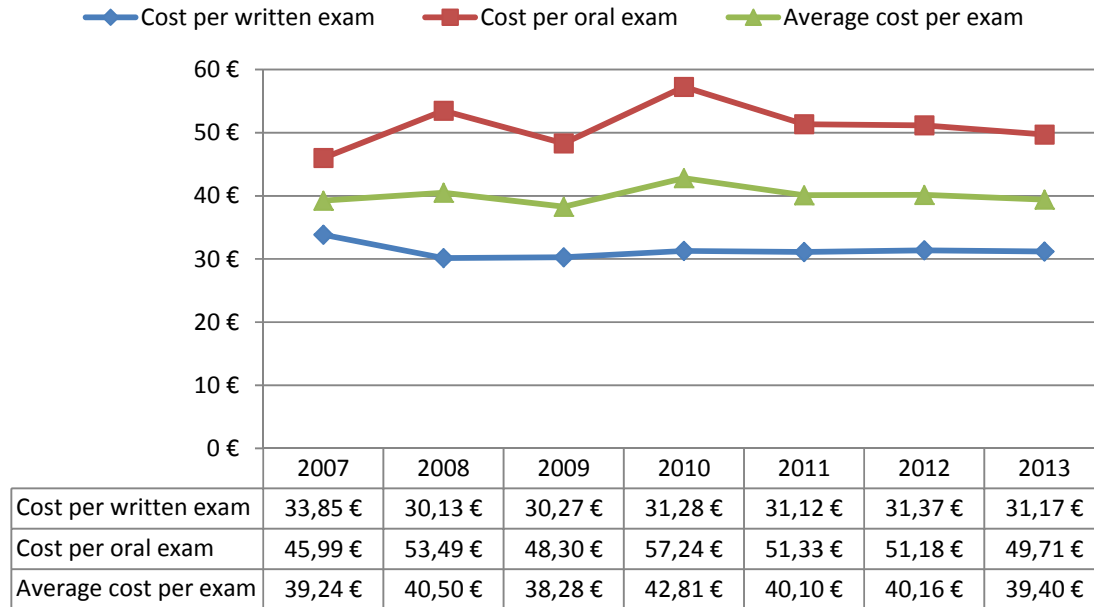
Average cost of the Baccalaureate examinations: €39.40.

Costs Evolution for written and oral examiners 2007-2013



Comparison of average cost of written examinations and oral examinations

Cost Evolution per examination 2007-2013



3. 5. Cost of the Baccalaureate for schools of Type II in Parma, Helsinki and Manosque

In keeping with decisions by the BoG of April 2011 (cf. 2011-12-D-17-fr-1 « Rectification to decisions of the BoG meeting of 12-14 April 2011 – 2011-04-D-7-fr-3 »), «as from the 2012 session of the Baccalaureate, accredited schools providing European education shall be billed only at the average cost of the organisation of the European Baccalaureate, by Ebac student, multiplied by the number of pupils enrolled at the examination session. »

For this session, the average cost per student amounts to **€590,87**.

32 students entered the Baccalaureate 2013 in Parma. This school of type II will therefore be billed for an amount of **€18,907.84**.

8 students entered the Baccalaureate 2013 in Helsinki. This school of type II will therefore be billed for an amount of **€4,726.96**.

8 students entered the Baccalaureate 2013 in Manosque. This school of type II will therefore be billed for an amount of **€4,726.96**.

For convenience 's sake, the overall results of the past ten European Baccalaureate sessions are shown in Annexes I and II.

Opinion of the Board of Inspectors secondary cycle and the mixed Pedagogical Committee

At their respective meetings of 8th, 10th and 11th October 2013, the Board of Inspectors secondary and the mixed Pedagogical Committee took note of the draft Report on the European Baccalaureate 2013. This document will be sent to the Budget Committee for information on the occasion of its November 2013 meeting.

Opinion of the Budgetary Committee

At its meeting of 5 and 6 November 2013, the Budgetary Committee took note of the Draft Report on the 2013 European Baccalaureate.